






INSERTS FOR PLASTIC
















Quality Sistem Certified Company UNI EN ISO 9001:2015 Reg.3023-A







INDEX













Hot insertion		
	ATSUSL	6
	ATSHSL	6
	ATSUTC	7
	ATSUHL	8
	ATSHHL	8











Moulding inserts		
	ATSUFTC	14
	ATSUPC	15
	ATSUCC	15

Insertion by pressure		
	ATSUFL	9
	ATSHFL	9
	ATSUPLK	10
	ATSUBL	11
	ATSHBL	11
	ATSHBLR	11
	ATSUSP	12
	ATSHSP	12
	ATSUPTS	13
	ATSHPTS	13

Self-tapping threaded inserts		
	ATSU212	16
	ATSBAF212	16
	ATSBAF318	17
	ATSBAM	18

INSERT SELECTION GUIDE

	Hard thermoplastics PA – PPS- PBT – PC/ABS	Medium thermoplastics ABS – PA – POM – PVC	Soft thermoplastics PP – PE –HDPE	Amorphous thermoplastics PPO – PC	Thermosetting	Thermosetting polyesters SMC – DMC – BMC	Thermo- plastic foams	Transparent foams	Traction
 ATSUSL	OK	OK	OK	OK hot No ultrasound	NO	NO	+/-	NO	OK
 ATSHSL	OK	OK	OK	OK hot No ultrasound	NO	NO	+/-	NO	OK
 ATSUTC	OK	OK	OK	OK hot No ultrasound	NO	NO	+/-	NO	OK
 ATSUHL	+/-	+/-	NO	OK	NO	NO	+/-	NO	OK
 ATSHHL	+/-	+/-	NO	OK	NO	NO	+/-	NO	OK
 ATSUFL	NO	OK	OK	NO	NO	NO	NO	NO	+/-
 ATSHFL	NO	OK	OK	NO	NO	NO	NO	NO	+/-
 ATSUPLK	NO	OK	OK	NO	NO	NO	NO	NO	+/-
 ATSUBL	NO	NO	NO	NO	OK	NO	NO	NO	+/-
 ATSHBL	NO	NO	NO	NO	OK	NO	NO	NO	+/-
 ATSHBLR	NO	NO	NO	NO	OK	NO	NO	NO	+/-
 ATSUSP	NO	NO	NO	NO	OK	+/-	NO	NO	+/-

	Hard thermoplastics PA – PPS- PBT – PC/ABS	Medium thermoplastics ABS – PA – POM – PVC	Soft thermoplastics PP – PE – HDPE	Amorphous thermoplastics PPO – PC	Thermosetting	Thermosetting polyesters SMC – DMC – BMC	Thermoplastic foams	Transparent foams	Traction
 ATSHSP	NO	NO	NO	NO	OK	+/-	NO	NO	+/-
 ATSUPTS	NO	NO	NO	NO	OK	+/-	NO	NO	+/-
 ATSHPTS	NO	NO	NO	NO	OK	+/-	NO	NO	+/-
 ATSUFTC	OK	OK	OK	OK	OK	OK	OK	OK	OK
 ATSUPC	OK	OK	OK	OK	OK	OK	OK	OK	OK
 ATSUCC	OK	OK	OK	OK	OK	OK	OK	OK	OK
 ATSU212	+/-	OK	OK	NO	+/-	+/-	OK	OK	OK
 ATSBAF212	+/-	OK	OK	NO	+/-	+/-	OK	OK	OK
 ATSBAF318	+/-	OK	OK	NO	+/-	+/-	OK	OK	OK
 ATSBAM	OK	+/-	NO	NO	OK	OK	OK	OK	OK

ATSUSL - ATSHSL

HOT INSERTION

ATSUSL and ATSHSL are threaded brass inserts for use on thermoplastic materials by means of heat or ultrasonic insertion.

Opposite knurling provides excellent tensile and torsion resistance.

They can also be inserted in co-moulding.

ATSUSL



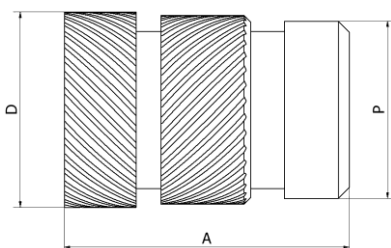
ATSHSL



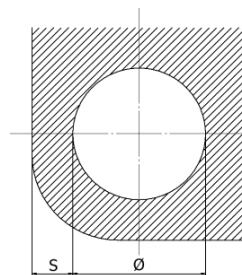
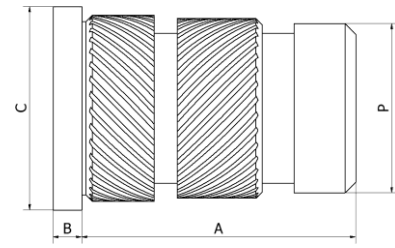
CODE	INTERNAL THREAD	A	B	C	D	P	HOLE Ø - 0,00 + 0,10	WALL MINIMUM THICKNESS S
ATSUSLM2 ATSHSLM2	M 2	4	0,53	4,8	3,6	3,1	3,2	1,3
ATSUSLM2,5 ATSHSLM2,5	M 2,5	5,7	0,61	5,5	4,6	3,9	4	1,6
ATSUSLM3 ATSHSLM3	M 3	5,7	0,61	5,5	4,6	3,9	4	1,6
ATSUSLM4 ATSHSLM4	M 4	8,1	0,91	7,1	6,3	5,5	5,6	2,1
ATSUSLM5 ATSHSLM5	M 5	9,5	1,09	7,9	7,1	6,3	6,4	2,6
ATSUSLM6 ATSHSLM6	M 6	12,7	1,35	9,5	8,7	7,9	8	3,3
ATSUSLM8 ATSHSLM8	M 8	12,7	1,35	11,1	10,2	9,5	9,6	4,5
ATSUSLM10 ATSHSLM10	M 10	12,7	1,6	14	12,6	11,8	11,9	6
ATSUSLM12 ATSHSLM12	M 12	15,9	2	19	16,7	15,8	16	8

All dimensions are expressed in mm

ATSUSL



ATSHSL



ATSUTC

HOT INSERTION

ATSUTC is a threaded brass insert with superior sealing characteristics than the ATSUSL insert due to its opposing knurls and knurled flanges.

The insert's symmetrical shape is also recommended for automatic insertion.

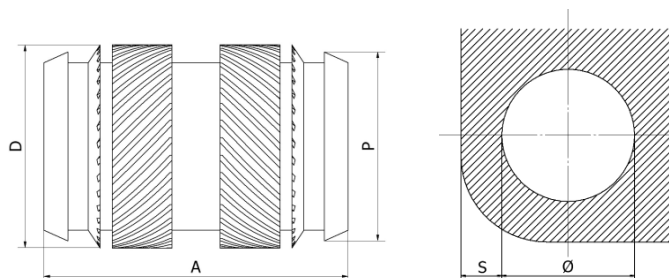
ATSUTC



CODE	INTERNAL THREAD	A	B	C	D	P	HOLE Ø - 0,00 + 0,10	WALL MINIMUM THICKNESS S
ATSUTCM2	M 2	4	/	/	3,5	3,1	3,2	1,3
ATSUTCM2,5	M 2,5	5,7	/	/	4,4	3,9	4	1,6
ATSUTCM3	M 3	5,7	/	/	4,4	3,9	4	1,6
ATSUTCM4	M 4	8,1	/	/	6,1	5,5	5,6	2,1
ATSUTCM5	M 5	9,5	/	/	6,8	6,3	6,4	2,6
ATSUTCM6	M 6	12,7	/	/	8,5	7,9	8	3,3
ATSUTCM8	M 8	12,7	/	/	10,0	9,5	9,6	4,5
ATSUTCM10	M 10	12,7	/	/	12,3	11,8	11,9	6
ATSUTCM12	M 12	15,9	/	/	16,3	15,8	16	8

All dimensions are expressed in mm

ATSUTC




ATSUHL - ATSHHL

HOT INSERTION

ATSUHL and **ATSHHL** are threaded brass inserts for installation in amorphous, notch-sensitive thermoplastics.

Characterised by rounded knurls, they can also be inserted in co-moulding.

ATSUHL



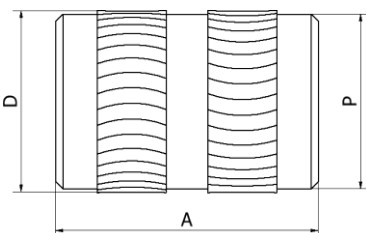
ATSHHL



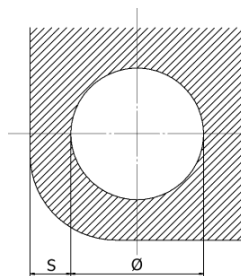
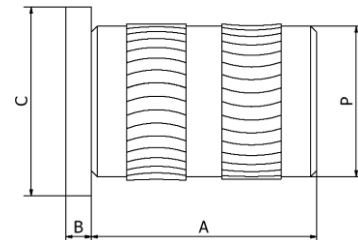
CODE	INTERNAL THREAD	A	B	C	D	P	HOLE Ø - 0,00 + 0,10	WALL MINIMUM THICKNESS S
ATSUHL ATSUHLM2	M 2	3,9	0,51	4,8	3,5	3,1	3,2	1,4
ATSHHL ATSHHLM2								
ATSUHL ATSUHLM2,5	M 2,5	5,8	0,58	5,5	4,4	3,9	4,0	1,8
ATSHHL ATSHHLM2,5								
ATSUHL ATSUHLM3	M 3	5,8	0,58	5,5	4,4	3,9	4,0	1,8
ATSHHL ATSHHLM3								
ATSUHL ATSUHLM4	M 4	8,1	0,89	7,1	6,1	5,5	5,6	2,4
ATSHHL ATSHHLM4								
ATSUHL ATSUHLM5	M 5	9,5	1,07	7,9	6,9	6,3	6,4	2,8
ATSHHL ATSHHLM5								
ATSUHL ATSUHLM6	M 6	12,7	1,32	9,5	8,5	7,9	8,0	3,6
ATSHHL ATSHHLM6								
ATSUHL ATSUHLM8	M 8	12,7	1,32	11,1	10,0	9,5	9,6	5
ATSHHL ATSHHLM8								

All dimensions are expressed in mm

ATSUHL



ATSHHL



ATSUFL - ATSHFL

INSERTION BY PRESSURE

ATSUFL and **ATSHFL** are threaded brass press-fit inserts suitable for most soft and medium thermoplastic materials.

ATSUFL



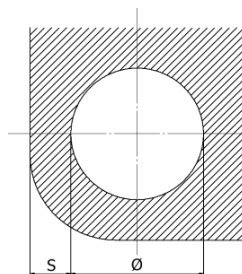
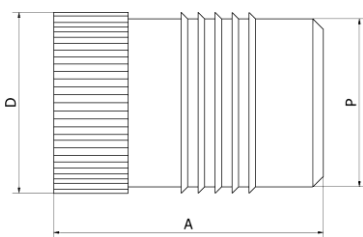
ATSHFL



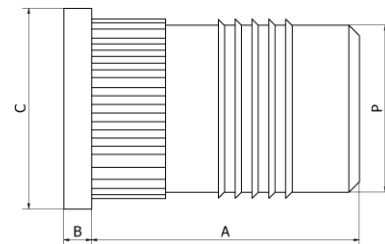
CODE	THREAD	A	B	C	D	P	HOLE Ø - 0,00 + 0,10	WALL MINIMUM THICKNESS S
ATSUFLM2 ATSHFLM2	M 2	3,9	0,51	4,8	3,5	3,1	3,2	1,4
ATSUFLM2,5 ATSHFLM2,5	M 2,5	5,8	0,58	5,5	4,4	3,9	4	1,8
ATSUFLM3 ATSHFLM3	M 3	5,8	0,58	5,5	4,4	3,9	4	1,8
ATSUFLM4 ATSHFLM4	M 4	8,1	0,89	7,1	6,1	5,5	5,6	2,4
ATSUFLM5 ATSHFLM5	M 5	9,5	1,07	7,9	6,9	6,3	6,4	2,8
ATSUFLM6 ATSHFLM6	M 6	12,7	1,32	9,5	8,5	7,9	8	3,6
ATSUFLM8 ATSHFLM8	M 8	12,7	1,32	11,1	10	9,5	9,6	5

All dimensions are expressed in mm

ATSUFL



ATSHFL



ATSUPLK

INSERTION BY PRESSURE

ATSUPLK is a threaded brass insert for quick installation in soft and medium thermoplastic materials.

Equipped with fins and knurling, unlike the ATSUFL insert, it features a vertical notch which, after insertion, has a slight self-braking effect on the screw.

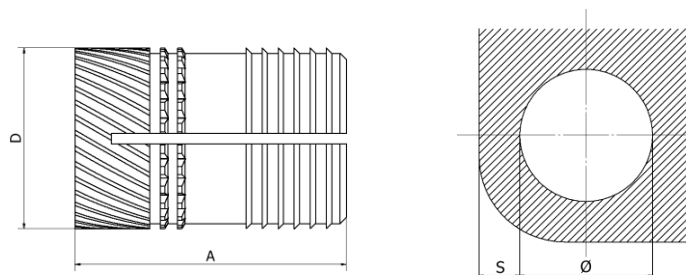
ATSUPLK



CODE	INTERNAL THREAD	A	B	C	D	P	HOLE Ø - 0,00 + 0,10	WALL MINIMUM THICKNESS S
ATSUPLKM2	M 2	4	/	/	3,5	/	3,2	1,6
ATSUPLKM2,5	M 2,5	5,8	/	/	4,4	/	4,0	2
ATSUPLKM3	M 3	5,8	/	/	4,4	/	4,0	2
ATSUPLKM4	M 4	8,2	/	/	6,1	/	5,6	2,8
ATSUPLKM5	M 5	9,5	/	/	6,8	/	6,4	3,2
ATSUPLKM6	M 6	12,7	/	/	8,5	/	8	4
ATSUPLKM8	M 8	12,7	/	/	10	/	9,6	4,8

All dimensions are expressed in mm

ATSUPLK



ATSUBL – ATSHBL - ATSHBLR

INSERTION BY PRESSURE

ATSXBL, ATSXHBL and ATSXHBLR are press-fit brass threaded inserts with an expanding seal, ideal for thermosets.

Equipped with knurling, they feature a vertical notch which has a slight self-locking effect on the screw after insertion.

ATSUBL



ATSHBL



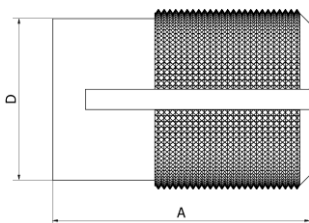
ATSHBLR



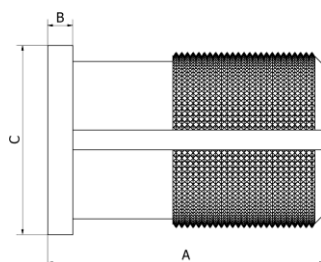
CODE	INTERNAL THREAD	A	B	C	D	P	HOLE Ø - 0,00 + 0,10	WALL MINIMUM THICKNESS S
ATSUBLM2 ATSHBLM2 ATSHBLRM2	M 2	3,9	0,43	4,8	3,2	/	3,2	2,4
ATSUBLM2,5 ATSHBLM2,5 ATSHBLRM2,5	M 2,5	4,7	0,51	5,5	4	/	4	3,2
ATSUBLM3 ATSHBLM3 ATSHBLRM3	M 3	4,7	0,51	5,5	4	/	4	3,2
ATSUBLM4 ATSHBLM4 ATSHBLRM4	M 4	7,9	0,82	7,1	5,5	/	5,6	4
ATSUBLM5 ATSHBLM5 ATSHBLRM5	M 5	9,4	0,99	7,9	6,3	/	6,4	4,8
ATSUBLM6 ATSHBLM6 ATSHBLRM6	M 6	12,6	1,25	9,5	7,9	/	8	6
ATSUBLM8 ATSHBLM8 ATSHBLRM8	M 8	12,6	1,25	11,1	9,5	/	9,6	7

All dimensions are expressed in mm

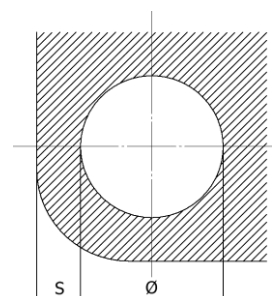
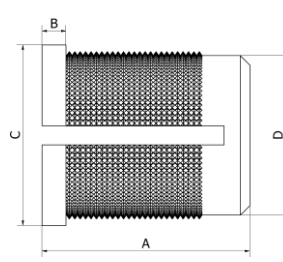
ATSUBL



ATSHBL



ATSHBLR



ATSUSP - ATSHSP

INSERTION BY PRESSURE

ATSUSP and **ATSHSP** are threaded brass inserts designed for use in hard and brittle thermosets.

The sharp-edged knurling allows for high torsion resistance.

ATSUSP



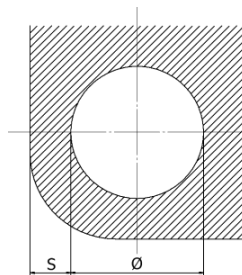
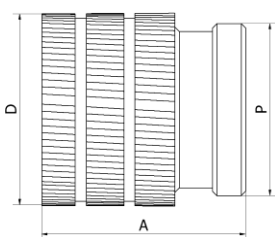
ATSHSP



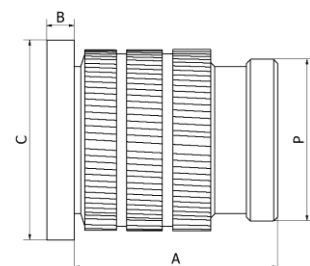
CODE	INTERNAL THREAD	A	B	C	D	P	HOLE Ø - 0,00 + 0,10	WALL MINIMUM THICKNESS S
ATSUSPM2 ATSHSPM2	M 2	4,1	0,51	4,8	3,3	3	3,1	1,6
ATSUSPM2,5 ATSHSPM2,5	M 2,5	5,3	0,58	5,5	4,2	3,7	3,8	2
ATSUSPM3 ATSHSPM3	M 3	5,3	0,58	5,5	4,2	3,7	3,8	2
ATSUSPM4 ATSHSPM4	M 4	7,4	0,89	7,1	5,8	5,3	5,4	2,5
ATSUSPM5 ATSHSPM5	M 5	8,3	1,07	7,9	6,6	6,1	6,2	2,5
ATSUSPM6 ATSHSPM6	M 6	9,2	1,32	9,5	8,2	7,7	7,8	2,8
ATSUSPM8 ATSHSPM8	M 8	9,2	1,32	11,1	9,7	9,3	9,3	3,8
ATSUSPM10 ATSHSPM10	M 10	9,2	1,32	14	12,7	12,2	12,3	5

All dimensions are expressed in mm

ATSUSP



ATSHSP



ATSUPTS - ATSHPTS

INSERTION BY PRESSURE

ATSUPTS and **ATSHPTS** are male threaded brass inserts designed for use in thermosets.

The sharp-edged knurling allows for high torsion and tensile strength, pin threads available in different lengths.

ATSUPTS



ATSHPTS

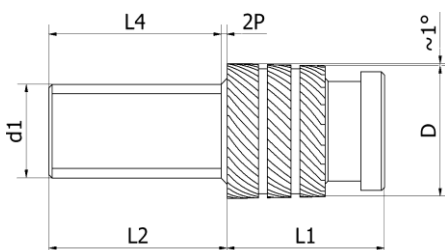


CODE	d1	L2	D	L1	D4	L3	HOLE Ø - 0,00 + 0,10	WALL MINIMUM THICKNES S
ATSUPTSM2 ATSHPTSM2	M 2	6-10-16-25	3,35	4	- 4,8	- 0,6	3,1	1,6
ATSUPTSM2,5 ATSHPTSM2,5	M 2,5	6-10-16-25	4,2	5,3	- 5,6	- 0,6	3,8	2
ATSUPTSM3 ATSHPTSM3	M 3	6-10-16-25	4,2	5,3	- 5,6	- 0,6	3,8	2
ATSUPTSM3,5 ATSHPTSM3,5	M 3,5	6-10-16-25	5	6,3	- 6,4	- 0,8	4,6	2,5
ATSUPTSM4 ATSHPTSM4	M 4	6-10-16-25	5,8	7,4	- 7,2	- 0,8	5,4	2,5
ATSUPTSM5 ATSHPTSM5	M 5	6-10-16-25	6,6	8,3	- 8	- 1	6,2	2,5
ATSUPTSM6 ATSHPTSM6	M 6	6-10-16-25	8,2	9,2	- 9,5	- 1,3	7,8	2,8
ATSUPTSM8 ATSHPTSM8	M 8	6-10-16-25	9,7	9,2	- 11	- 1,3	9,3	3,8

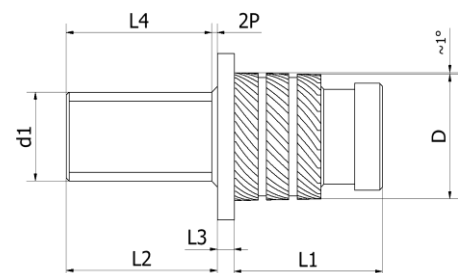
THREAD LENGTH L4 = L2-2P
(P=THREAD PITCH)

All dimensions are expressed in mm

ATSUPTS



ATSHPTS

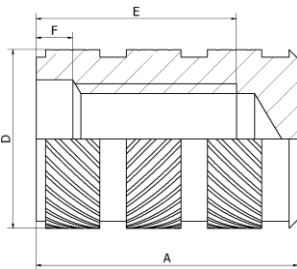


ATSUFTC

INSERTION MOULDING

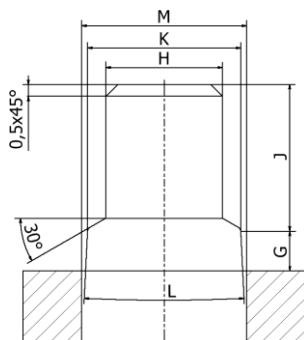
ATSUFTC is a threaded brass insert with a blind bottom ideal for co-moulding. Its 3 opposed helical strip knurling together with its grooves provide high torsion and tension results.

ATSUFTC



CODE	INTERNAL THREAD	A	D	Min. E	F
ATSUFTCM2	M 2	5,5	3,4	3,6	1
ATSUFTCM2,5	M 2,5	6,4	4,3	4	1,2
ATSUFTCM3	M 3	7,3	4,7	4,6	1,3
ATSUFTCM4	M 4	10,2	6,3	6,7	1,8
ATSUFTCM5	M 5	11,2	7,3	7,4	2
ATSUFTCM6	M 6	14,4	9,8	8,1	2
ATSUFTCM8	M 8	16,5	11,4	11,1	2,3
ATSUFTCM10	M 10	17,9	13,8	11,9	2,4

REFERENCE PIN ON THE MOULD



INTERNAL THREAD	G -020 +040 mm	H -025 +000 mm	J -100 +100 mm	K -0125 +0125 mm	L Including Degrees	M mm
M 2	0,8	1,55	2,65	2,3	6	3
M 2,5	0,9	2	3	2,8	5	3,5
M 3	1,05	2,45	3,4	3,125	4,5	4
M 4	1,55	3,25	5	4,425	4,5	5,4
M 5	1,7	4,15	5,55	5,125	5	6
M 6	1,8	4,95	6,15	6,5	5,5	8
M 8	2	6,7	9	8,5	6	10
M 10	2,1	8,4	9,7	10,5	6	12

All dimensions are expressed in mm

ATSUPC – ATSUCC

INSERTION MOULDING

ATSUPC and **ATSUCC** are threaded brass inserts designed for moulding. They offer high tensile strength and torsion resistance due to the very effective hexagonal coupling to the plastic material.

The **ATSUCC** insert, in addition to its hexagonal coupling, is characterized by its blind bottom.

ATSUPC



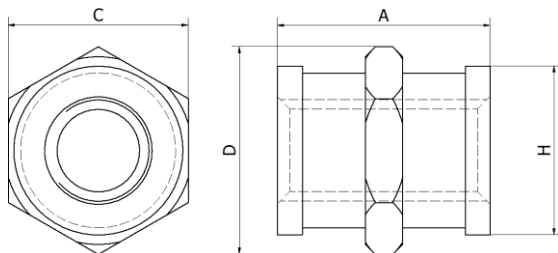
ATSUCC



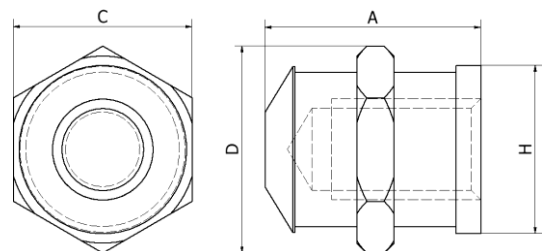
CODE	THREAD	A	D	H	F	C
ATSUPCM3 ATSUCCM3	M 3	3,74 6,74	5,52	4,4	1	4,8
ATSUPCM3,5 ATSUCCM3,5	M 3,5	5,95 7,93	7,34	5,97	1,2	6,4
ATSUPCM4 ATSUCCM4	M 4	5,95 8,72	8,23	6,76	1,3	7,2
ATSUPCM5 ATSUCCM5	M 5	8,34 10,32	10,06	8,06	1,8	8,8
ATSUPCM6 ATSUCCM6	M 6	9,61 12,32	11	9,15	2	9,6
ATSUPCM8 ATSUCCM8	M 8	10,80 14,69	14,66	12,07	2	12,8
ATSUPCM10 ATSUCCM10	M 10	12,70 17,05	18,34	15,5	2,3	16

All dimensions are expressed in mm

ATSUPC



ATSUCC



SELF-TAPPING THREADED INSERT ATSU212 – ATSBAF212

INSERTION WITH MANUAL TOOL OR TAPPING MACHINE

The self-tapping bushing **ATSU212** and **ATSBAF212** is screwed onto both thermoplastics and thermosets.

The self-tapping insert with internal and external thread is characterized by a tapping slit and provides excellent shear and tensile strength.

ATSU212

- Brass



ATSBAF212

- Chrome VI-free Z.B. steel
- 303 Stainless steel
- 316 Stainless Steel

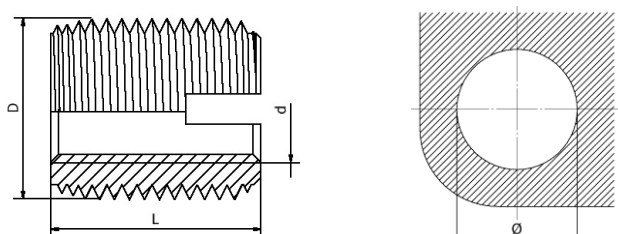


* The choice of drilling \emptyset depends on the hardness of the base material

CODE				THREAD		Indicative Drilling \emptyset^*	Hole Min. Depth	L
Galvanised Steel	303 Stainless steel	316 Stainless Steel	Brass	d int. thread	D Ext. thread			
ATSBAF212M2,5ACC	ATSBAF212M2,5I	ATSBAF212M2,5II	ATSU212M2,5	M2,5x 0,45	4,5 x 0,5	4,0 – 4,3	8	6
ATSBAF212M03ACC	ATSBAF212M03I	ATSBAF212M03II	ATSU212M3	M3 x 0,5	5,0 x 0,5	4,5 – 4,8	8	6
ATSBAF212M04ACC	ATSBAF212M04I	ATSBAF212M04II	ATSU212M4	M4 x 0,7	6,5 X 0,75	5,8 – 6,2	10	8
ATSBAF212M05ACC	ATSBAF212M05I	ATSBAF212M05II	ATSU212M5	M5 x 0,8	8,0 X 1	7,1 – 7,6	13	10
ATSBAF212M06AACC	ATSBAF212M06AI	ATSBAF212M06AII	ATSU212M6A	M6 x 1	9,0 x 1	8,1 – 8,6	15	12
ATSBAF212M06ACC	ATSBAF212M06I	ATSBAF212M06II	ATSU212M6	M6 x 1	10 x 1,5	8,6 – 9,4	17	14
ATSBAF212M08ACC	ATSBAF212M08I	ATSBAF212M08II	ATSU212M8	M8 x 1,25	12 x 1,5	10,6 – 11,4	18	15
ATSBAF212M10ACC	ATSBAF212M10I	ATSBAF212M10II	ATSU212M10	M10 x 1,5	14 x 1,5	12,6 – 13,4	22	18
ATSBAF212M12ACC	ATSBAF212M12I	ATSBAF212M12II	ATSU212M12	M12 x 1,75	16 x 1,5	14,6 – 15,4	26	22
ATSBAF212M14ACC	ATSBAF212M14I	ATSBAF212M14II	ATSU212M14	M14 x 2	18 x 1,5	16,6 – 17,4	28	24
ATSBAF212M16ACC	ATSBAF212M16I	ATSBAF212M16II	ATSU212M16	M16 x 2	20 x 1,5	18,6 – 19,4	27	22

All dimensions are expressed in mm

ATSU212 - ATSBAF212



ATSBAF318 SELF-TAPPING THREADED INSERT

The self-tapping threaded insert **ATSBAF318** is screwed onto both thermoplastics and thermosets.

Short and compact, with internal and external threads characterized by tapping holes, it is particularly suitable for thin thicknesses.

ATSBAF318

- Chrome VI-free Z.B. steel
- 303 Stainless steel

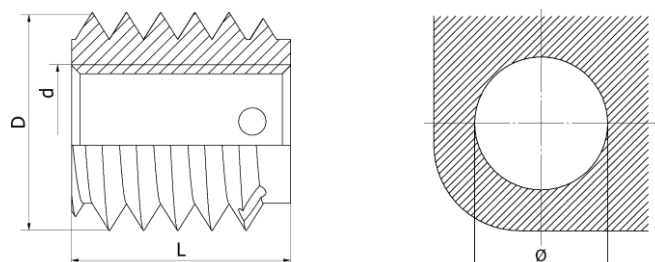


CODE		THREAD		Indicative Drilling Ø*	Hole Min. Depth	L
Galvanised Steel	303 Stainless steel	D int. thread	D Ext. thread			
ATSBAF318M03C ATSBAF318M03L	ATSBAF318M03CI ATSBAF318M03LI	M3 x 0,5	5 x 0,5	4,6 – 4,8	6 8	4 6
ATSBAF318M04C ATSBAF318M04L	ATSBAF318M04CI ATSBAF318M04LI	M4 x 0,7	6,5 x 0,8	6,0 – 6,2	8 10	6 8
ATSBAF318M05C ATSBAF318M05L	ATSBAF318M05CI ATSBAF318M05LI	M5 x 0,8	8,0 x 1	7,4 – 7,7	9 13	7 10
ATSBAF318M06C ATSBAF318M06L	ATSBAF318M06CI ATSBAF318M06LI	M6 x 1,0	10,0 x 1,25	9,3 – 9,6	10 15	8 12
ATSBAF318M08C ATSBAF318M08L	ATSBAF318M08CI ATSBAF318M08LI	M8 x 1,25	12,0 x 1,5	11,1 – 11,5	11 17	9 14
ATSBAF318M10C ATSBAF318M10L	ATSBAF318M10CI ATSBAF318M10LI	M10 x 1,5	14,0 x 1,5	13,1 – 11,5	13 22	10 18
ATSBAF318M12C ATSBAF318M12L	ATSBAF318M12CI ATSBAF318M12LI	M12 x 1,75	16,0 x 1,75	15,0 – 15,4	15 26	12 22
ATSBAF318M14C ATSBAF318M14L	ATSBAF318M14CI ATSBAF318M14LI	M14 x 2,0	18,0 x 2	17,0 – 17,4	17 28	14 24

* The choice of drilling Ø depends on the hardness of the base material

All dimensions are expressed in mm

ATSBAF318



ATSBAM SELF-TAPPING THREADED INSERT

The **ATSBAM** self-tapping threaded insert is screwed onto both rigid thermoplastics and thermosets.

It offers high tensile strength values.

ATSBAM

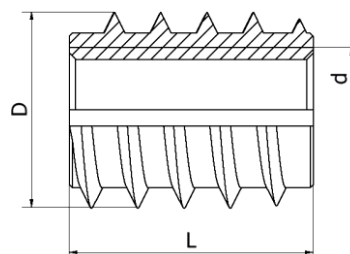
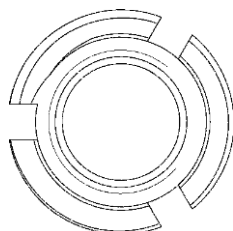


CODE	d int. thread	D Ext. thread	L	Indicative Drilling Ø*	Hole Min. Depth
ATSBAMM4	M4 x 0,7	4,8	6,35	4,3	½ L
ATSBAMM5	M5 x 0,8	5,55	7,15	5,05	½ L
ATSBAMM6	M6 x 1,0	6,35	7,9	5,8	½ L
ATSBAMM8	M8 x 1,25	7,15	9,55	6,35	½ L
ATSBAMM10	M10 x 1,5	8,75	11,15	7,9	½ L

* The choice of drilling Ø depends on the hardness of the base material

All dimensions are expressed in mm

ATSBAM





On 22/07/2002 the company obtained with great satisfaction and pride the Quality Management System certification UNI EN ISO 9001:2000 adapting to the new standard UNI EN ISO 9001:2015 from 03/04/2018.

The main focus is on the customer, on the ability to recognize their needs and expectations, with the aim of being in line with market expectations and striving to achieve the objectives set through continuous improvement.

The company A.T.S. S.n.c. was founded in 1983 initially as a technical service in the spot-welding sector, later, thanks to numerous customer requests, a license was acquired to market welding systems and related spare parts.

Today, A.T.S. S.r.l., with the help of valid collaborators who systematically attend training and refresher courses, is at the forefront in the supply of equipment and materials in the catalogue thus defined as standard. It also specializes in the manufacture of customer-specific parts, and any other items on request inherent to the tacking, stud welding and fastening sector.

All the equipment supplied is guaranteed by the assistance of specialized in-house technical staff using certified equipment.



CONTATTI:

INDIRIZZO:

A.T.S. s.r.l. 40023 Castel Guelfo (BOLOGNA) – Via del Mangano, 4/A

TELEFONO:

+39 0542.67.04.27

TELEFAX:

+39 0542.67.04.37

E-MAIL:

info@atslamberti.com

SITO:

[http:// www.atlamberti.com](http://www.atlamberti.com)

P.IVA: 00824841209 C.F. 04169740372

